


## Male connectors with THR solder connection

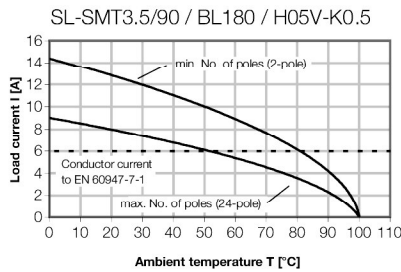
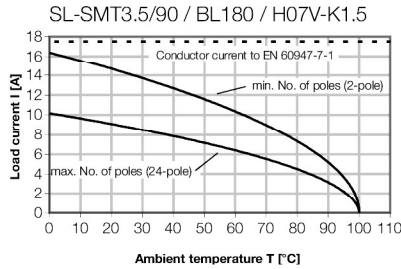
### SL-SMT 3.5/90F



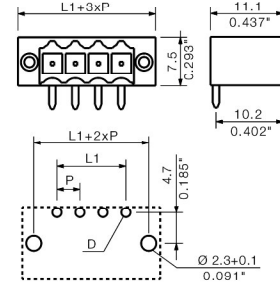
High-temperature-resistant, angled, closed male connector with screw flange for all common soldering methods in 3.5 mm pitch. Optimised for automatic assembly. 3.2 mm solder pin suitable for reflow and wave soldering. Stable up to 290°C (2 x 30 s), which exceeds the requirements of EN 61760-1. These male connectors can be labelled and coded. Packaged in cardboard box.

- 250 V (IEC) / 300 V (UL)
- 15 A (IEC) / 10 A (UL)

### Derating curve



### SL-SMT 3.5/90F Box



### Ordering data

Solder pin length	1.5 mm	3.2 mm
Colour	black	black

### Technical data

Rated data to IEC 60664-1 / IEC 61984			
Clamping range, max.	mm <sup>2</sup>		
Solid H05(07) V-U	mm <sup>2</sup>		
Stranded H07 V-R	mm <sup>2</sup>		
Flexible H05(07) V-K	mm <sup>2</sup>		
Flexible with ferrule	mm <sup>2</sup>		
Ferrule with plastic collar	mm <sup>2</sup>		
Stripping length	mm		
Screwdriver blade	mm		
according to norm			
Tightening torque range	Nm		
Rated current at ambient temperature			
	A	20°C	40°C
		15	13
Overvoltage category			
		III	III
Pollution severity			
		3	2
Rated voltage	V	160	160
Rated impulse voltage	kV	2.5	2.5
		2.5	2.5
UL 1059 rated data - E60693			
		B	C
Rated voltage	V	300	300
Rated current	A	10	10
AWG conductor			
CSA C22.2 rated data - LR12400 B			
		B	C
Rated voltage	V	300	300
Rated current	A	10	10
AWG conductor			
Material data			
Type of insulating material		LCP GF	
Flammability class acc. UL94		V-0	
Contact base material		CuSn	
Material of contact surface		tinned	

#### Information

- Additional colours on request
- Gold-plated contact surfaces on request
- Rated current related to rated cross-section and min. No. of poles.
- Hole diameter D = 1.4+0.1mm
- Hole diameter D = 1.5+0.1mm for 9 poles
- P on drg. = pitch
- Rated data refer only to the component itself. Clearance and creepage distances to other components are to be designed in accordance with the relevant application standards.

### Pitch 3.50 mm

Poles	L1 mm	(inch)	Qty.	Order No.	Order No.
2	3.50	(0.138)	100	1762002001	1842080000
3	7.00	(0.276)	100	1762012001	1842090000
4	10.50	(0.413)	100	1762022001	1842100000
5	14.00	(0.551)	50	1762032001	1842110000
6	17.50	(0.689)	50	1762042001	1842120000
7	21.00	(0.827)	50	1762052001	1842130000
8	24.50	(0.965)	50	1762062001	1842140000
9	28.00	(1.102)	50	1762072001	1842150000
10	31.50	(1.240)	50	1762082001	1842160000
11	35.00	(1.378)	50	1762092001	1842170000
12	38.50	(1.516)	50	1762102001	1842180000
13	42.00	(1.654)	50	1762112001	1842190000
14	45.50	(1.791)	50	1762122001	1842200000
15	49.00	(1.929)	50	1762132001	1842210000
16	52.50	(2.067)	50	1762142001	1842220000
17	56.00	(2.205)	20	1762152001	1842230000
18	59.50	(2.343)	20	1762162001	1842240000
19	63.00	(2.480)	20	1762172001	1842250000
20	66.50	(2.618)	20	1762182001	1842260000
21	70.00	(2.756)	20	1762192001	1842270000
22	73.50	(2.894)	20	1762202001	1842280000
23	77.00	(3.031)	20	1762212001	1842290000
24	80.50	(3.169)	20	1762222001	1842300000